




Sexual Assault
40- Hour Advocacy Training
Our House, Inc.


September 10, 2020

Presenter:
Dilworth Ricks
Culturally Specific Sexual Assault Advocate

INFORMATION



REFERRALS



Seminar 103: Session One

Objectives

1. Explain the importance of providing information and referrals.
2. Discuss thirteen (13) guidelines to follow when preparing victims for a referral.
3. Discuss ten (10) responsibilities for those advocating for victims.

Learning Outcomes

At The End Of This Track.....

You will be equipped with effective tools to utilize during the information and referral phase of your work.

Let's Get Started!

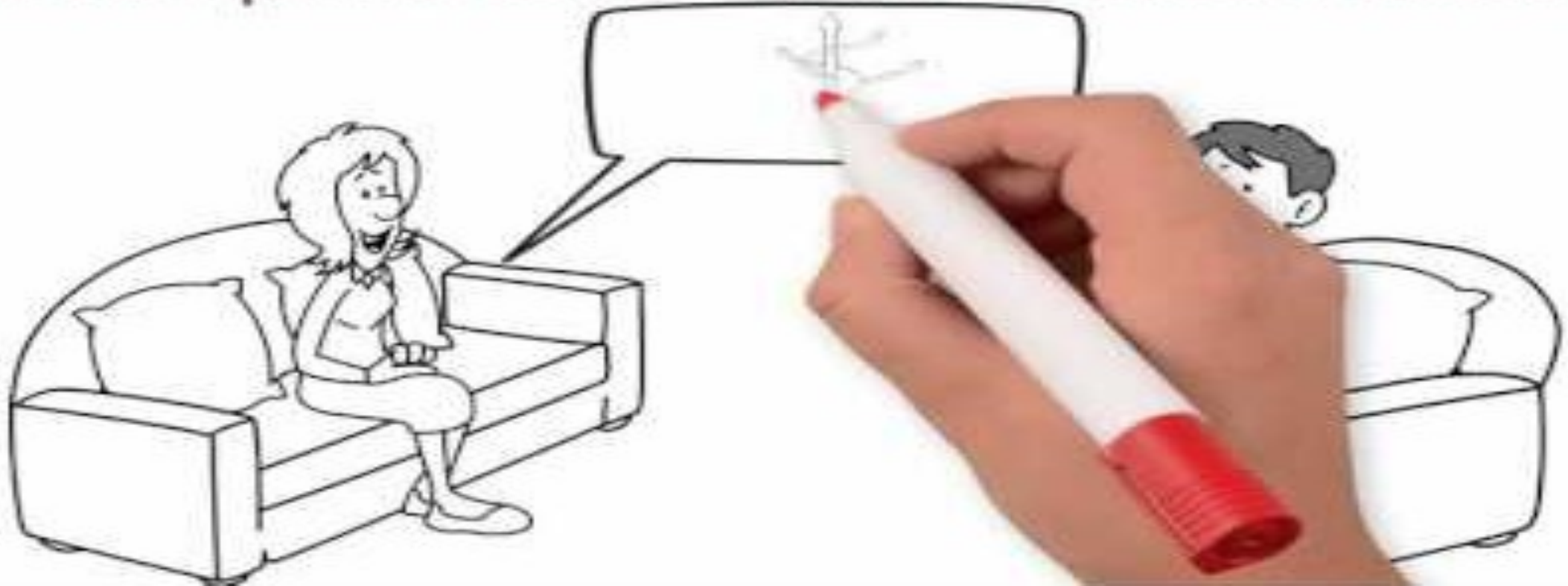




What is sexual violence?

<https://www.youtube.com/watch?v=LWctQH4C0P8>


Advocacy is based on the belief that YOU are the best person to make decisions about YOUR life.



What is advocacy?

<https://www.youtube.com/watch?v=NnOk2tTz468>

Information and Referral



The Practice of Bringing Victims and Services Together

Guidelines To Follow When Preparing Victims For A Referral

Ensure that the victim can articulate his or her needs.

Check on victim eligibility and the appropriateness of the services.

Summarize the services needed or delivered.

Tell the victim what documentation to take to the appointment.

Explain why it is important to attend a referral appointment.

Guidelines To Follow When Preparing Victims For A Referral con't

Discuss what the victim may expect to occur at the referral appointment.

Provide the victim with the date, time, address, phone number, contact name for the referral appointment, and expectation of service.

Discuss the expected cost of the visit.

Discuss any barriers that the victim may face when accessing the referral and find ways to address them.

Systematically organize and provide multiple referrals as needed.

Guidelines To Follow When Preparing Victims For A Referral con't

Discuss how you will follow up with the victim after the referral appointment.

Assist with Victim Compensation information.

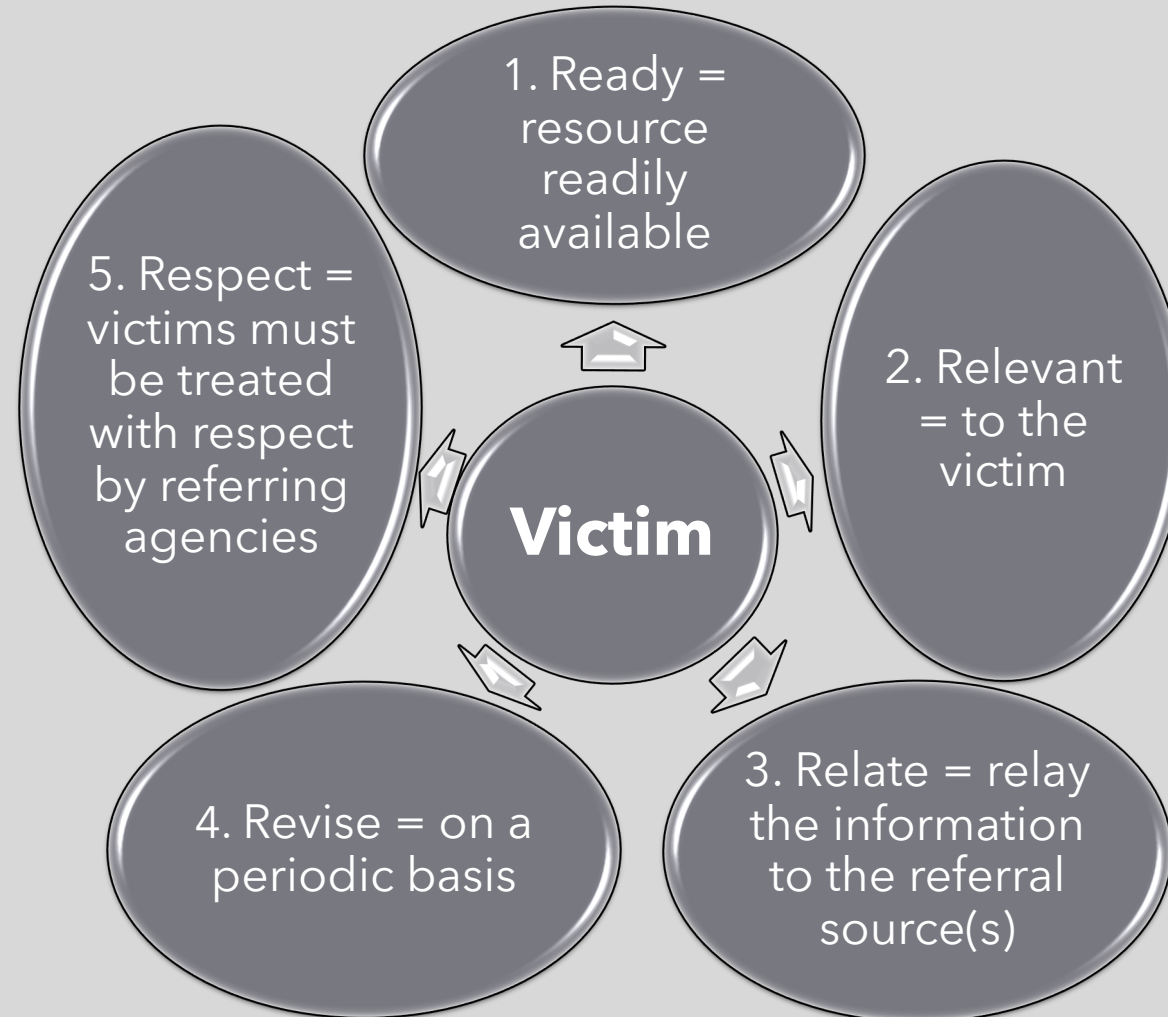
Refer clients to website links with current information about the crime and services.

Making Mental Health Referrals



<https://www.youtube.com/watch?v=IK2Jk2tM-YQ>

When finding and making referrals apply the five “R’s”:

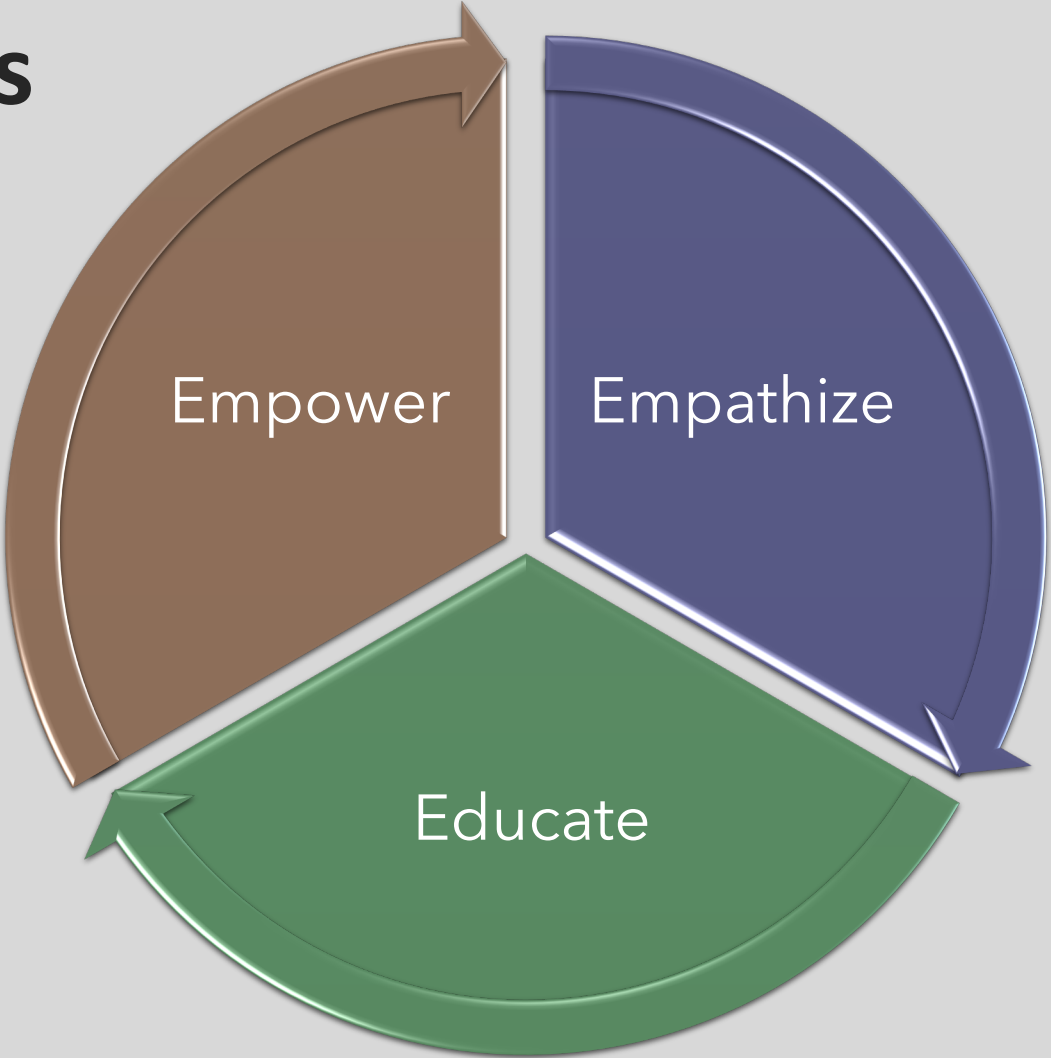


Make sure that the victim/survivor is involved with the referral decision and that his / her needs are met.

- Match victim with most appropriate service provider
- Maintain an updated referral network (internal & external)
- Document all referrals used
- Call or visit the referral source to verify services provided
- Maintain confidentiality
- Follow-up with the victim

The Three E's

Try to use in every case





The Intersection of Homelessness and Domestic Violence
<https://www.youtube.com/watch?v=gVnwGFqyEcQ>

The Advocate is responsible for providing:

Ongoing personal support to include outreach and personal visits

Arranging for services to enhance recovery

Assistance in making informed decisions about medical care

Accompaniment to medical exam, appointments, interviews, court proceedings and other necessary appointments or services

Support in accessing civil remedies, such as referral to pro bono attorney

The Advocate is responsible for providing con't:

Assist in preparing for court

Active monitoring of case through the legal system

Aiding with sexual violence injunctions and other protective and no-contact orders

Assistance with Crime Victim Compensation applications.

On-going case management to ensure continuity of services, including advocating on clients' behalf with community governmental or criminal justice system-based responders and service providers



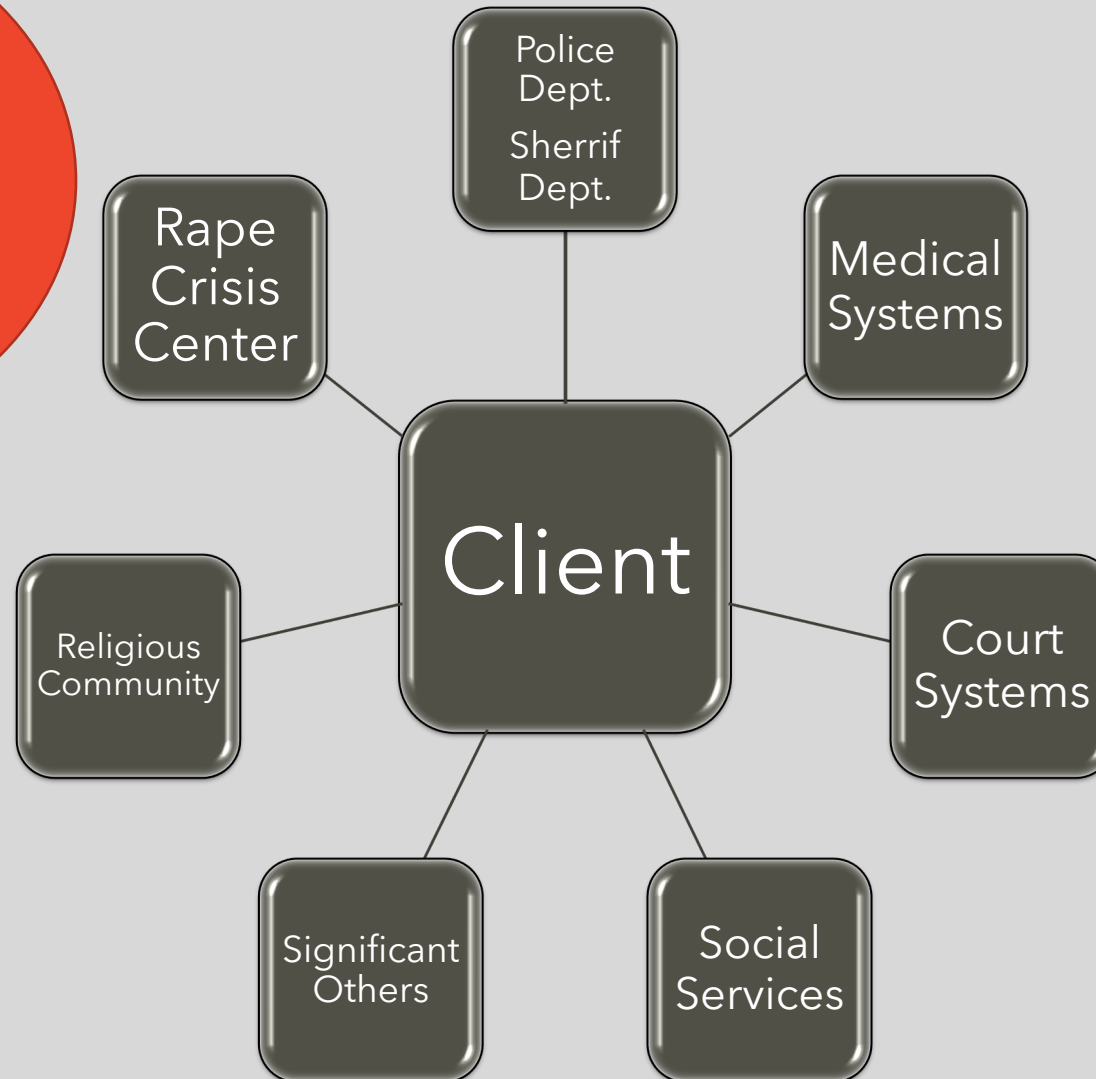
We must listen to male sexual abuse victims too
<https://www.youtube.com/watch?v=-P-BfR3Bdsw>

Establish a Trusting Working Relationship

- Keep appointments.
- Establish and maintain healthy boundaries.
- Create a safe, accessible environment.
- Ensure that the physical/visual space in which you work together does not feel unsafe for the survivor.
- Follow through with what you have agreed to do.
- Be clear about mandatory report obligation.
- Be clear about physical touching.

Accompaniment

Always keep in mind that the client is your primary focus.





#YouAreNotAlone

- Domestic Abuse Awareness -

Domestic Violence Awareness during COVID19 lockdown

<https://www.youtube.com/watch?v=4hL5nGYcliE>

The goal of the Advocate is to assist the victim in receiving needed services and adequate support, regain personal power and control, and gain knowledge of the medical and criminal justice system.



References

Centers for Disease Control and Prevention (CDC). (2018). What is sexual violence? Retrieved from <https://www.youtube.com/watch?v=LWctQH4C0P8>

MSCASA Advocate Training Manual Basic Level 101, Chapters 3, Pages 24-27

National Resource Center on Domestic Violence. (2017). The Intersection of Homelessness and Domestic Violence. Retrieved from <https://www.youtube.com/watch?v=gVnwGFqyEcQ>

Pretty Scary. (2020). Domestic Violence Awareness during COVID19 lockdown - #YouAreNotAlone [YouTube Video]. Retrieved from <https://www.youtube.com/watch?v=4hL5nGYcliE>

Psych Hub Education. (2020). Making Mental Health Referrals [YouTube Video]. Retrieved from <https://www.youtube.com/watch?v=IK2Jk2tM-YQ>

Science Animated. (2017). We must listen to male sexual abuse victims too [YouTube Video]. Retrieved from <https://www.youtube.com/watch?v=-P-BfR3Bdsw>

What is advocacy? [YouTube Video]. (2016). Retrieved from <https://www.youtube.com/watch?v=NnOk2tTz468>



Questions ???

Comments...